



#pb21 – Webvortrag

# Web 2.0 und Social Media in der Praxis politischer Bildung



# Übersicht

1. Das Europa-Haus Marienberg
2. Vorbemerkungen
3. Warum arbeiten wir mit den Social Media I Web 2.0
4. Web 2.0 I Social Media im Seminarbetrieb

# 1. Das Europa-Haus Marienberg

(Jugend-) Bildungsstätte (gegründet 1951)



Stammhaus von  
über 100 Europa-  
Häusern in 30  
Ländern

(internationale) politische  
Jugendbildung

Nationale, bi-nationale und  
internationale Jugendbegegnungen



# 1. Das Europa-Haus Marienberg

Die Jugendbildung im Europa-Haus Marienberg | Think Europe



Blog: <http://thinkeurope21.blogspot.com/>  
Twitter: [http:// twitter.com/thinkeurope](http://twitter.com/thinkeurope)  
Youtube: [www.youtube.com/user/thinkeuro](http://www.youtube.com/user/thinkeuro)

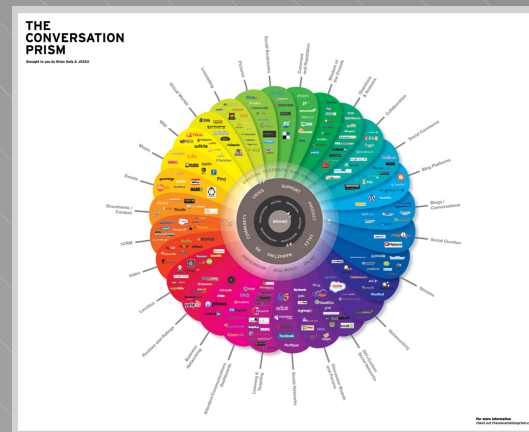
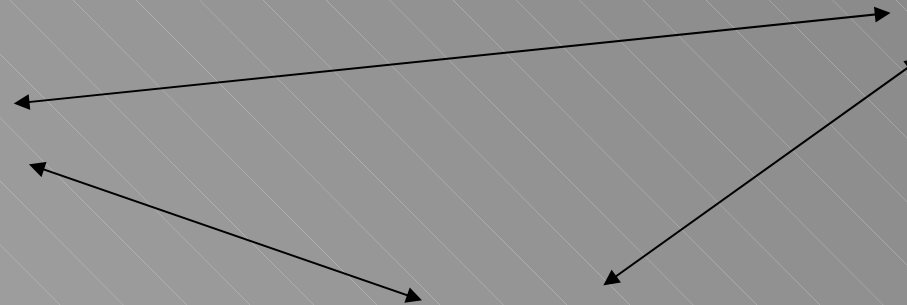
# 2.1 Social Media und was wir darunter verstehen



Quelle: Flickr / CC

# 2.2 Social Media und Web 2.0

## Ein dialogischer Prozess



## 2.3 Die Social Media und Web 2.0 Applikationen

≠

l'art pour l'art



### 3. Warum arbeiten wir mit den Social Media I Web 2.0 ?

1. Weil die ganze Welt uns sieht!
2. Weil der „Digital Native“ ein Mythos ist!
3. Weil die Social Media nachhaltiges Lernen / Lehren ermöglichen!



## Web 2.0 Apps für dem Seminarbetrieb im Baukastensystem

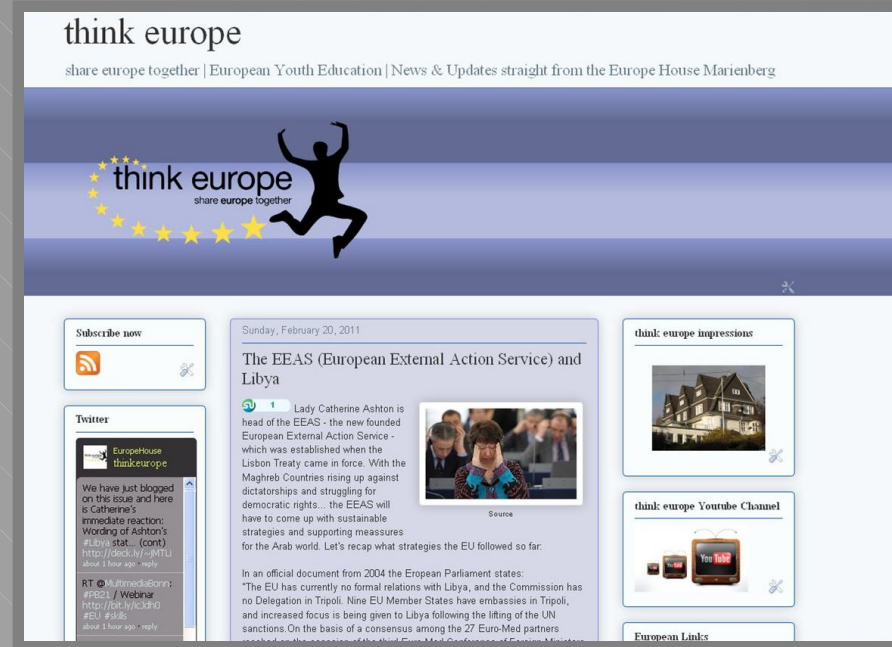
Projekt I  
+  
Modul





## 4. Web 2.0 | Social Media im Seminarbetrieb

### 4.1 Vor- und Nachbereitung




## Programmatische und Inhaltliche Vorbereitung

## 4.2 Twitter und Facebook im Planspiel



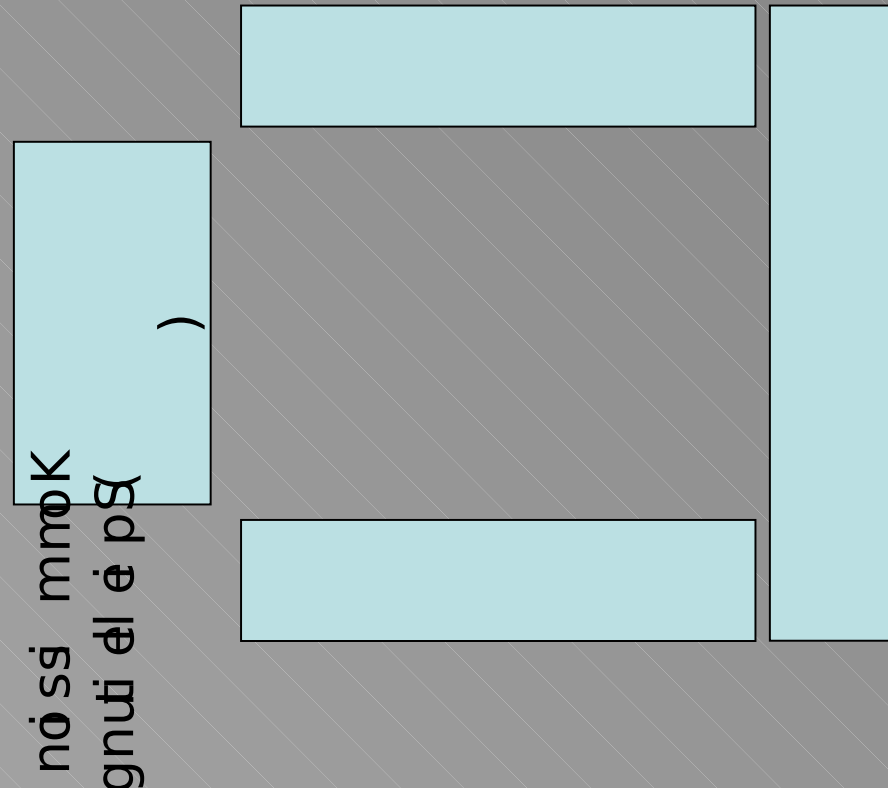
nó ssí mroK  
) gnúti el é pS



## 4.2 Twitter und Facebook im Planspiel



Twitterwall als  
Simulationsvariable

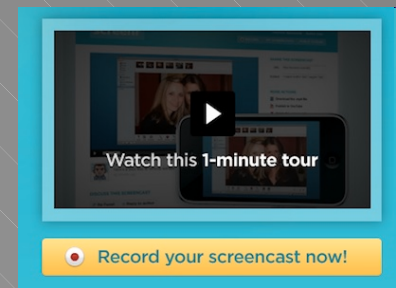


### 4.3 Präsentationsmethodik



**akinyo**

+

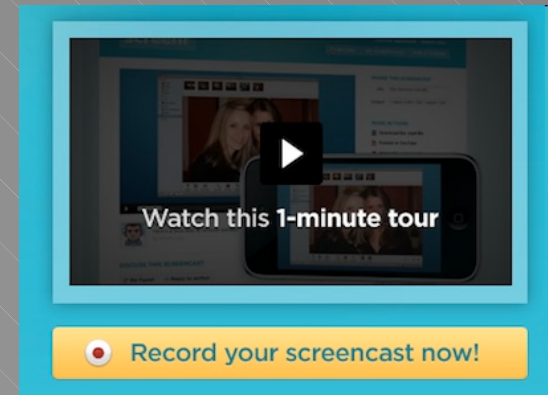


**timetoast**

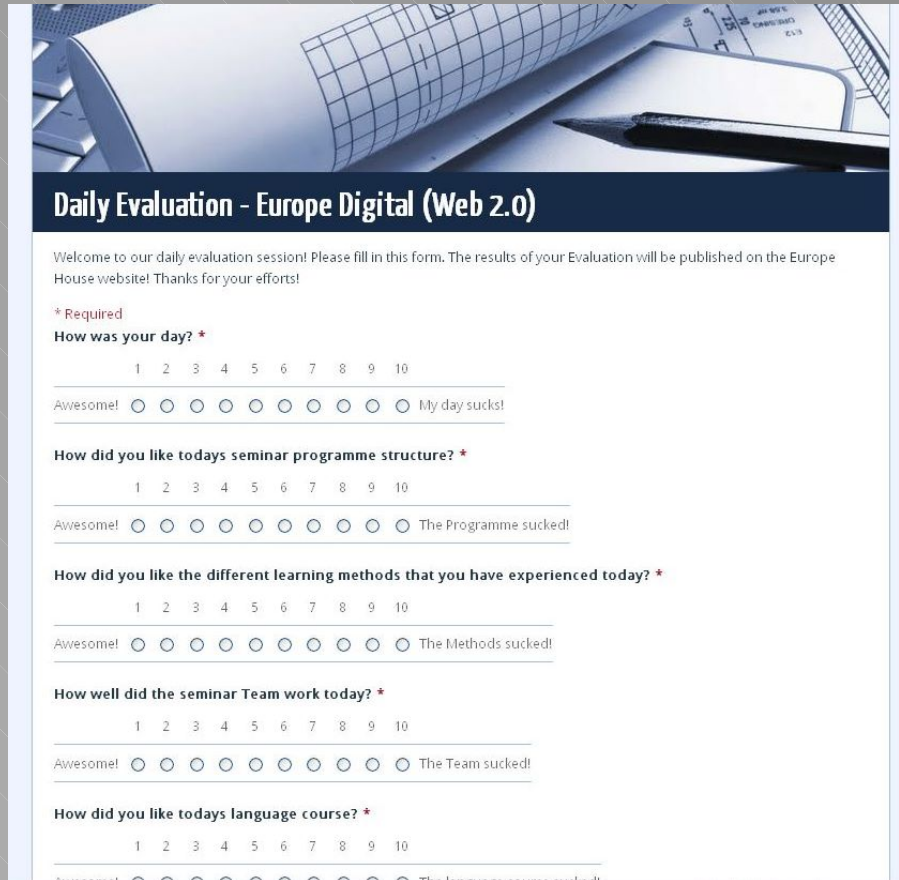
### 4.4 Referenten im Seminar (Livestream)



+



## 4.5 Seminarevaluation und -Dokumentation



**Daily Evaluation - Europe Digital (Web 2.0)**

Welcome to our daily evaluation session! Please fill in this form. The results of your Evaluation will be published on the Europe House website! Thanks for your efforts!

\* Required

**How was your day? \***

1 2 3 4 5 6 7 8 9 10

Awesome!           My day sucks!

**How did you like todays seminar programme structure? \***

1 2 3 4 5 6 7 8 9 10

Awesome!           The Programme sucked!

**How did you like the different learning methods that you have experienced today? \***

1 2 3 4 5 6 7 8 9 10

Awesome!           The Methods sucked!

**How well did the seminar Team work today? \***

1 2 3 4 5 6 7 8 9 10

Awesome!           The Team sucked!

**How did you like todays language course? \***


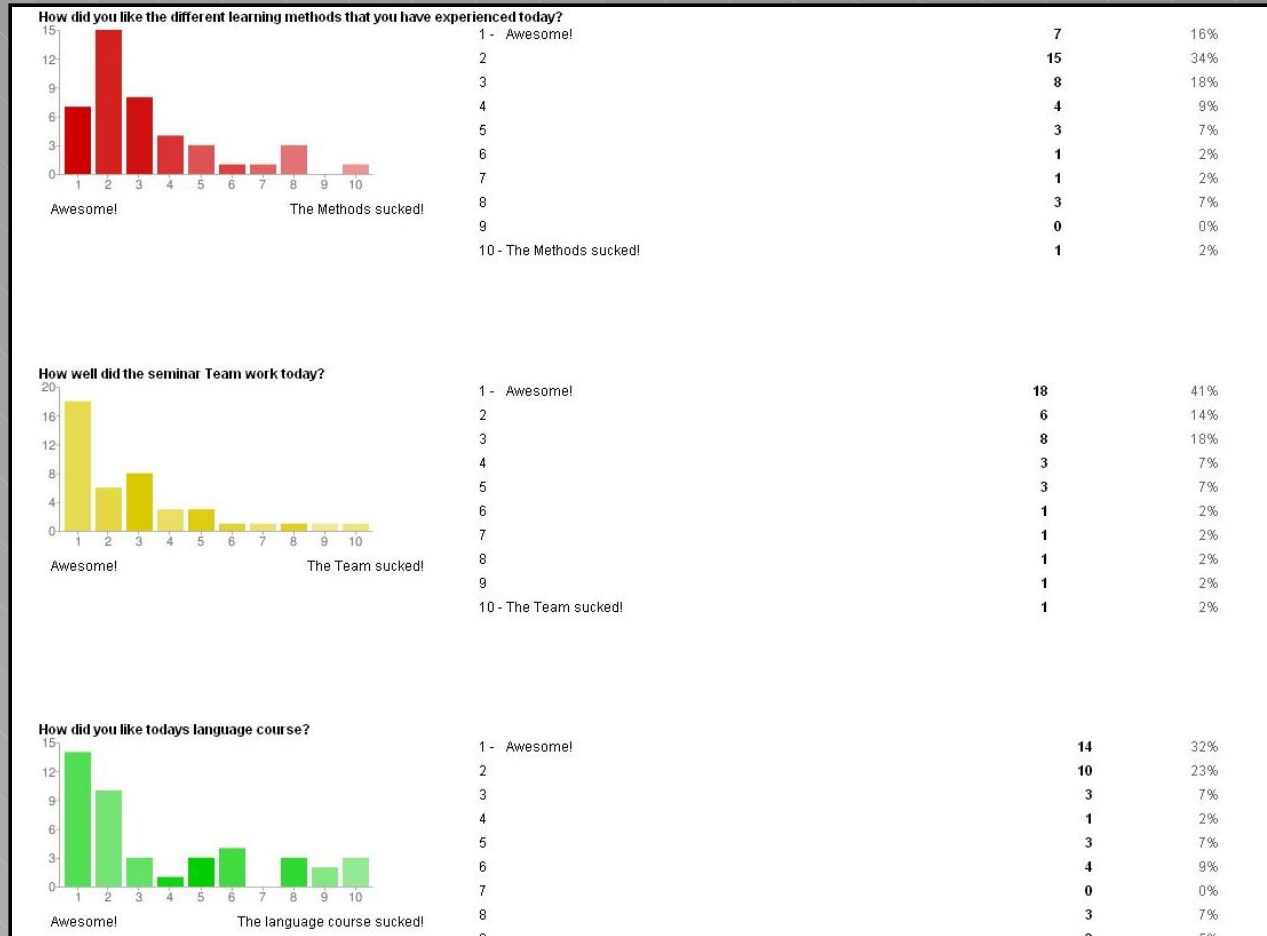
1 2 3 4 5 6 7 8 9 10

Awesome!           The Language course sucked!

Google Spreadsheet



## 4.5 Seminarevaluation und -Dokumentation



Twitter



## 4.5 Seminarevaluation und -Dokumentation

### Wallwisher



**wallwisher** built by ahrenfelt on December 18, 2009 21 posts so far

**Tips on becoming a creative teacher**  
How do you stay creative and what tips can you give colleagues who wish to become more creative?

**"Anonymous" says**  
Keep your ideas flowing by using Twitter or other Social Media tools to share ideas with great people  
3 days ago

**"ahrenfelt" says**  
Read WIRED magazine!  
2 days ago

**"creativec" says**  
Nurture a collaborative relationship with peers in the IT or IT Support roles at the district level.  
3 days ago

**"phantomBI" says**  
Read good literature and not only teaching books! Try using podcasts (using like podium).  
3 days ago

**"Barbara" says**  
Be open to new ideas. Give it a try, and then adapt it to fit your own personal teaching style. And have fun!!!  
1 day ago

**"Ben" says**  
...ask questions like who is the person taking the pic, whats behind them or to the side of the pic, what will it be like there in 10 years?  
3 days ago

**"sueb" says**  
allow the students some freedom to play with their ideas and see where they take them rather than always heading towards your learning objective  
2 days ago

**folologic says**  
Mix knowledge from different domains. Cross-pollinate Ideas. Use metaphor in your descriptions. Re-make learning and publish to a wider audience online  
2 days ago

**"Rebecca" says**  
BBC Classclips  
Watch short video clip with no sound and write what the commentary could be. Swap and peer assess watching same clip with sound on.  
3 days ago

**"RichRich" says**  
Good book to get you thinking about how you present to your students: Presentation Zen.  
3 days ago

**"Ben" says**  
Use a quality picture to engage pupils as they enter your room to raise discussion linked to your subject...  
3 days ago

**"sueb" says**  
collaborate with creative colleagues...try to apply successful creative ideas in a very different subject to your subject area  
2 days ago

**Marisa says**  
Practise, practise thinking outside the box!!!  
Read my self-help article for some ideas, if you like!!!  
2 days ago

**"catriona" says**  
Remember to engage them in all the skills of Bloom's taxonomy  
2 days ago

**"Art of being creative"**  
2 days ago

**"W Witch" says**  
Read blogs by people who are creative, see PTRC or twitter for ideas of who to read.  
2 days ago

**"Tecnoteach" says**  
Stop using the worksheets for the textbooks or searching on-line for the next lesson. Instead, put yourself in the children's shoes and think creatively.  
3 days ago

**essellejay says**  
Hold debates on topical news stories. Put students into teams and get them to present arguments for & against a motion. Peer assess presentations  
2 days ago

**"ALICa\_M" says**  
Listen to the radio online and record chunks of programs \*you\*really enjoyed.  
2 days ago

**Sticky moved...**  
Undo



# Soweit erstmal...